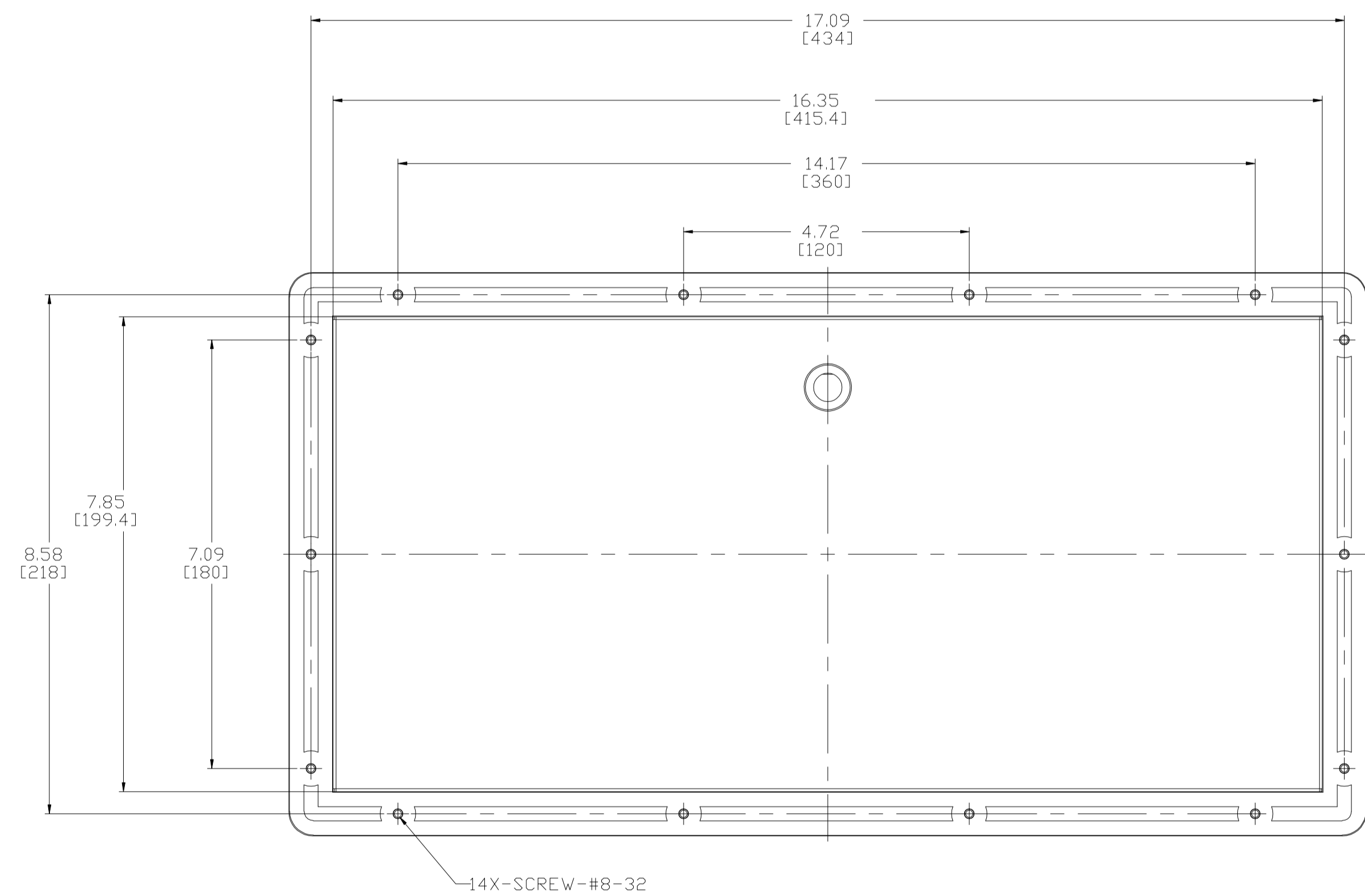
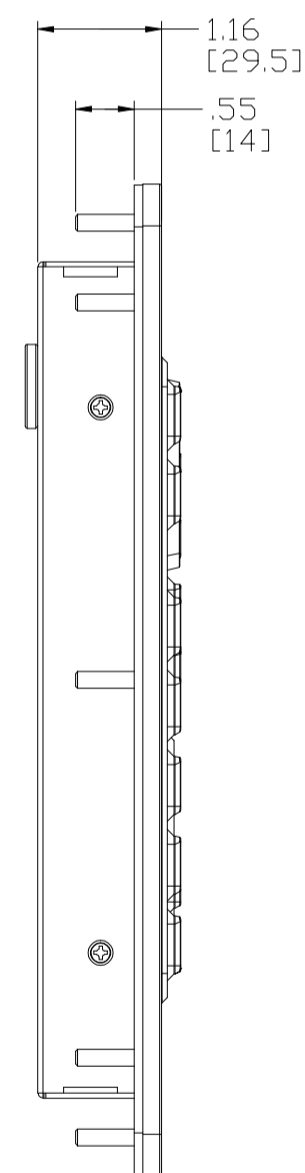
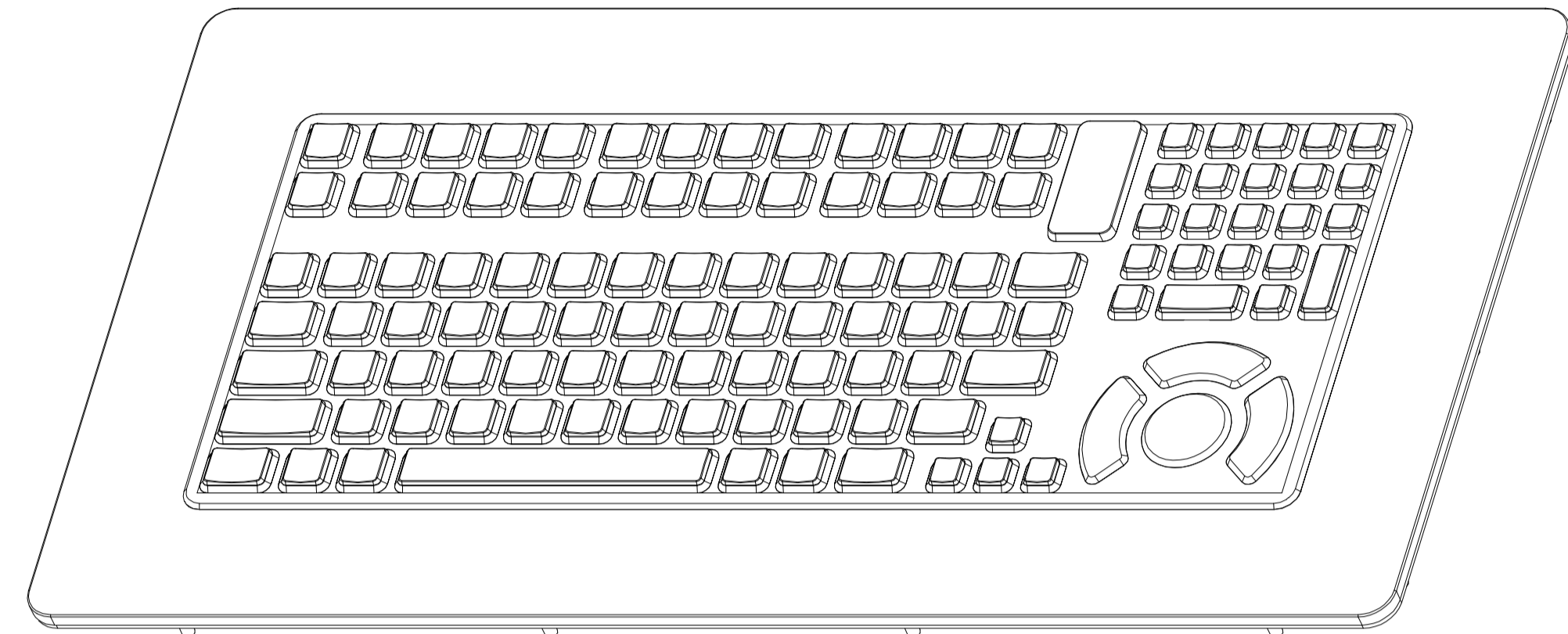
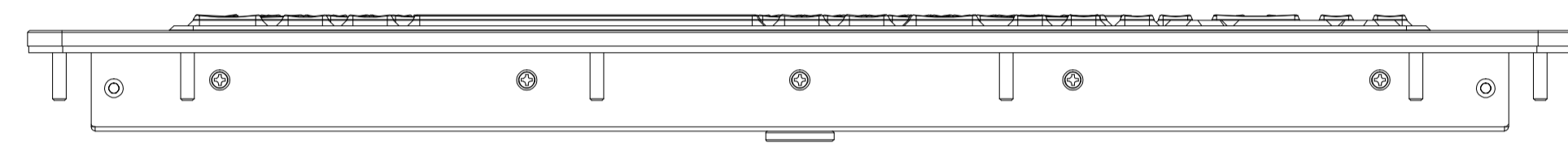


PARTS LIST			
ITEM	QTY	DESCRIPTION	P/N



ALL DIMENSIONS IN MILLIMETRES  
 THIRD ANGLE PROJECTION

The information disclosed on this document is the exclusive property of ARISTA CORPORATION. Reproduction, disclosure, or the use of this document or information without the written permission of ARISTA CORPORATION is prohibited.

ZONE	REV	DESCRIPTION	DATE	APPROVED																									
REVISIONS																													
<table border="1"> <thead> <tr> <th>TOLERANCES</th> <th>A</th> <th>B</th> <th>C</th> <th></th> </tr> </thead> <tbody> <tr> <td>0-30mm</td> <td>±0.1</td> <td>±0.25</td> <td>±0.6</td> <td></td> </tr> <tr> <td>30-120mm</td> <td>±0.15</td> <td>±0.46</td> <td>±1.1</td> <td></td> </tr> <tr> <td>120-315mm</td> <td>±0.2</td> <td>±0.6</td> <td>±1.6</td> <td></td> </tr> <tr> <td>&gt;315mm</td> <td>±0.3</td> <td>±1.1</td> <td>±2.5</td> <td></td> </tr> </tbody> </table>					TOLERANCES	A	B	C		0-30mm	±0.1	±0.25	±0.6		30-120mm	±0.15	±0.46	±1.1		120-315mm	±0.2	±0.6	±1.6		>315mm	±0.3	±1.1	±2.5	
TOLERANCES	A	B	C																										
0-30mm	±0.1	±0.25	±0.6																										
30-120mm	±0.15	±0.46	±1.1																										
120-315mm	±0.2	±0.6	±1.6																										
>315mm	±0.3	±1.1	±2.5																										
ARISTA CORPORATION 4300 Boyce Rd. Fremont, CA 94538		TITLE KB-115B-AP																											
CHECKED	DATE	SIZE	FIG. NO.	DWG. NO.																									
DESIGN	SCALE	REV.	REV. NO.	SHEET OF																									